



**Pace TDC577X**

[www.pacemicro.com](http://www.pacemicro.com)

**Operator's Manual**






Manufactured under license from Dolby Laboratories.  
 "Dolby" and the double-D symbol are trademarks of Dolby Laboratories.

ma@rovision

This product incorporates copyright protection technology that is protected by U.S. patents and other intellectual property rights. Use of this copyright protection technology must be authorized by Macrovision, and is intended for home and other limited pay-per-view uses only unless otherwise authorized by Macrovision. Reverse engineering or disassembly is prohibited.

Pace and  are trademarks and/or registered trademarks of Pace Micro Technology plc.

Other trademarks listed herein are the property of their respective owners.

The model number, serial number and electrical rating of this set-top are on a label on its base.

Copyright © 2007 Pace Micro Technology plc. All rights reserved.

SAFETY INFORMATION .....	2
Warnings on your set-top.....	2
Other warnings.....	2
Installation.....	2
IMPORTANT SAFETY INSTRUCTIONS .....	3
REAR PANEL .....	8
FRONT PANEL .....	10
CONNECTING THE EQUIPMENT.....	11
Setup A: Home theater receiver and TV with composite video connection .....	12
Setup B: Home theater system and TV with composite video connection .....	14
Connecting your TV to the AC power supply .....	16
Connecting the power cord to your set-top .....	16
Connecting equipment to the wall AC outlets .....	16
OPERATING YOUR SET-TOP.....	17
Using your remote control.....	17
Turning your set-top on and off.....	17
Your set-top's DVR functions.....	18
Using an external hard disk .....	19
Lightning storms.....	19
Using RF Bypass.....	20
USING THE SETUP MENUS .....	21
SOLVING PROBLEMS .....	22
TERMS AND CONDITIONS FOR USE OF SOFTWARE ("TERMS") .....	25
OPEN SOURCE LICENSES.....	27

## SAFETY INFORMATION

This digital set-top has been manufactured and tested with your safety in mind. However, improper use can result in potential electric shock or fire hazards. To avoid defeating the safeguards that have been built into your set-top, please observe the precautions discussed in this document.

### WARNINGS ON YOUR SET-TOP



The lightning flash with arrowhead symbol, within a triangle, is intended to alert you to the presence of uninsulated "dangerous" voltages within your set-top's enclosure that may be of sufficient magnitude to constitute a risk of electric shock to persons.



The exclamation point within a triangle is intended to alert you to the presence of important instructions in the literature accompanying your set-top.

### OTHER WARNINGS

To reduce the risk of electric shock, do not remove the cover of your set-top. There are no user-serviceable parts inside it.

Do not perform any servicing unless you are qualified to do so. Refer all servicing to qualified service personnel. Servicing the set-top yourself will invalidate the warranty.

To reduce the risk of fire or electric shock, do not expose this set-top to rain or moisture.

On the rear panel of your set-top there is a tamper-evident label that states 'Warranty void if broken or removed'.

To avoid possible damage to the internal hard disk, do not pick up or move your set-top while it is connected to the wall AC outlet. If you want to move your set-top, first stop any recording, then turn off your set-top and wait 60 seconds before disconnecting it. You should handle your set-top carefully, as any damage you cause to the internal hard disk (or any other component) will invalidate your warranty.

### INSTALLATION

The installation of your set-top should be carried out by a qualified installer and should conform to local codes.

#### Note to the installer

This reminder is provided to call the attention of the cable-TV-system installer to Section 820-40 of the National Electrical Code (USA), which provides guidelines for proper grounding and, in particular, specifies that the cable ground shall be connected to the grounding system of the building, as close to the point of cable entry as is practical.

Service address:  
Pace Micro Technology (Support Services) Ltd.  
3701 FAU Boulevard, Suite 200, Boca Raton  
Florida, 33431, U.S.A.

**Before you install or use the apparatus, you must read and understand these Important Safety Instructions. At all times when using the apparatus you must follow these Important Safety Instructions to reduce the risk of fire, electrical shock and injury to persons.**

1. Read these instructions.
2. Keep these instructions.
3. Heed all warnings.
4. Follow all instructions.
5. Do not use this apparatus near water.
6. Clean only with dry cloth.
7. Do not block any ventilation openings. Install in accordance with the manufacturer's instructions.
8. Do not install near any heat sources such as radiators, heat registers, stoves, or other apparatus (including amplifiers) that produce heat.
9. Do not defeat the safety purpose of the polarized or grounding-type plug. A polarized plug has two blades with one wider than the other. A grounding type plug has two blades and a third grounding prong. The wide blade or the third prong are provided for your safety. If the provided plug does not fit into the outlet, consult an electrician for replacement of the obsolete outlet.
10. Protect the power cord from being walked on or pinched particularly at plugs, convenience receptacles, and the point where they exit from the apparatus.
11. Only use attachments/accessories specified by the manufacturer.
12. Use only with the cart, stand, tripod, bracket, or table specified by the manufacturer, or sold with the apparatus. When a cart is used, use caution when moving the cart/apparatus combination to avoid injury from tip-over.



13. Unplug this apparatus during lightning storms or when unused for long periods of time.
14. Refer all servicing to qualified service personnel. Servicing is required when the apparatus has been damaged in any way, such as power-supply cord or plug is damaged, liquid has been spilled or objects have fallen into the apparatus, the apparatus has been exposed to rain or moisture, does not operate normally, or has been dropped.

## SAFETY INFORMATION (CONT.)

In addition to the Important Safety Instructions, please read the Safety Information below.

### Power sources

You must operate your set-top only from the type of power source indicated on the marking label. If you are not sure of the type of power supply to your home, consult your dealer or local power company. If you move your set-top between locations at different temperatures, allow it to reach room temperature before you apply power to it.

### Water and moisture

Do not expose your set-top to dripping or splashing and ensure that no objects filled with liquids, such as vases, are placed on your set-top. See also item 5 in the Important Safety Instructions.

### Lightning

For added protection for your set-top during a lightning storm, or when it is left unattended and unused for long periods of time, disconnect the cable system from your set-top. See also item 13 in the Important Safety Instructions.

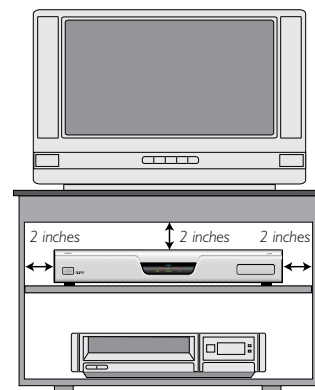
### Placement and mounting

Do not place your set-top on an unstable or uneven surface. Your set-top may fall, causing serious injury to a child or adult and serious damage to your set-top. If you mount your set-top, for example to a wall or ceiling, follow the manufacturer's instructions and use a mounting accessory recommended by the manufacturer. See also item 12 in the Important Safety Instructions.

### Ventilation

Slots and openings in the casing of your set-top are provided for ventilation, to ensure reliable operation of your set-top and to protect it from overheating.

- Never block the ventilation openings by placing your set-top on a bed, sofa, rug or other similar surface.
- Never cover the ventilation openings with items such as newspapers, table-cloths or curtains.
- Do not place your set-top in a built-in installation such as a bookcase or rack unless proper ventilation is provided or you have adhered to the manufacturer's instructions.
- It is recommended that you maintain a minimum distance of 2 inches around your set-top for sufficient ventilation.



See also item 7 in the Important Safety Instructions.

### Entry of objects and liquids

Never push objects of any kind into your set-top through openings as they may touch dangerous voltage points or short-out parts that could result in fire or electric shock. Never spill liquid of any kind on your set-top.

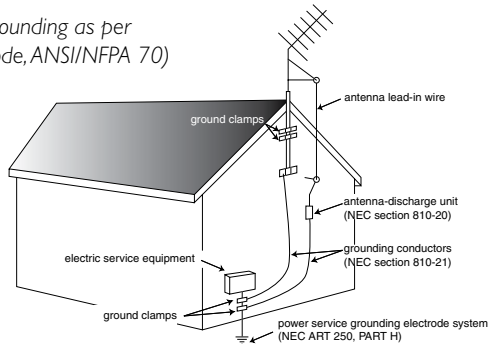
## Transporting

Move the combination of set-top and cart with care. Quick stops, excessive force and uneven surfaces may cause the combination of set-top and cart to overturn. See also item 12 in the Important Safety Instructions.

## Outdoor antenna grounding

Be sure that any outside antenna or cable system connected to your set-top is grounded so as to provide some protection against voltage surges and static charges that have built up. Article 810 of the National Electrical Code (USA), ANSI/NFPA 70 provides information with regard to proper grounding of the mast and supporting structure, grounding of the lead-in wire to an antenna-discharge unit, size of grounding conductors, location of antenna-discharge unit, connection to grounding electrodes and requirements for the grounding electrode. See the diagram below.

*(Example antenna grounding as per National Electrical Code, ANSI/NFPA 70)*



## Risk of fire or scorching

Never place naked flame sources, such as lighted candles, on or adjacent to your set-top.

## Ambient temperature

The operating temperature range of your set-top is 32-104°F. If the ambient temperature around your set-top falls outside this range, you must correct this in order for your set-top to work correctly and safely. For example, if the temperature is too high, switch on the air conditioning.

## Overloading

Do not overload wall outlets, extension cords or other power outlets as this can result in a risk of fire or electric shock.

## Replacement parts

When replacement parts are required, be sure that the service technician has used replacement parts specified by the manufacturer or that have the same characteristics as the original part. Unauthorized substitutions may result in fire, electric shock or other hazards. See also item 14 in the Important Safety Instructions.

## Safety check

Upon completion of any servicing or repairs to your set-top, ask the service technician to perform safety checks to determine that your set-top is in its proper operating condition. See also item 14 in the Important Safety Instructions.

**SAVE THIS INFORMATION FOR FUTURE REFERENCE**

### SAFETY ASPECTS OF CONNECTIONS

Full details of the rear panel are on page 8.

#### Connecting

Do not connect your set-top (or any other equipment such as a TV or VCR) to the power supply until you have properly connected all the other cables.

Your set-top operates with a 120V AC, 60 Hz power supply. Do not connect your set-top to any supply other than this.

This set-top is equipped with a two-wire power cord, with a polarized plug at one end. The other end of the cord is fitted with a polarized connector, which is shaped such that it can be fitted only one way into the power input jack of your set-top. Connect this end first, before inserting the polarized plug into the wall socket-outlet.

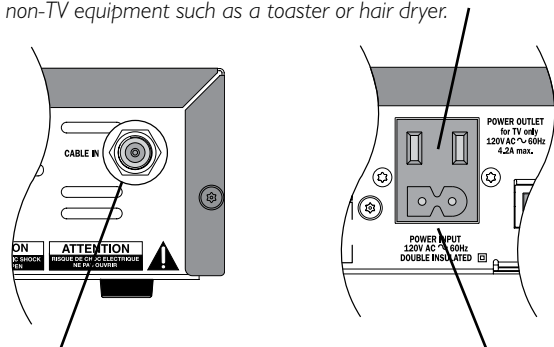
#### Disconnecting

Disconnect your set-top from the power supply before you disconnect any other equipment from its rear panel.

The only way to disconnect your set-top from the power supply is to remove the power cord from the wall socket-outlet. Your set-top must therefore be installed near to the wall socket-outlet, which should be easily accessible.

The **POWER OUTLET** plug is designed only for connection to the AC power cord for a **TV**. The maximum power it can supply is 500 watts.

Do not connect any equipment that uses more than 500 watts, or any non-TV equipment such as a toaster or hair dryer.



The **CABLE IN** connector is designed for connection to a cable network only.

You must not connect any other equipment, such as a VCR, to this input.



## EPILEPSY AND ON-SCREEN IMAGES

Certain people are susceptible to epileptic seizures or losing consciousness when faced with certain types of flashing lights in our daily environment.

These people are exposed to the risk of seizures if they watch certain television images or if they view certain images while they are browsing the Web. These phenomena may appear even when the subject has no previous history of this problem or has never suffered an epileptic seizure.

If you, or a member of your family, has already suffered symptoms linked to epilepsy (seizure or loss of consciousness) in the presence of stimulation by light, please consult your doctor before using this product.

If you or any person using the equipment experiences dizziness, involuntary movements or convulsion, please immediately stop viewing and consult a doctor.

When you are browsing the Web or playing a Web-based game, take the following precautions:

- Use the equipment in a well-lit room, and turn down the brightness of your television screen.
- Sit at a reasonable distance from your television screen.
- Take a break for ten minutes every hour.

You should avoid using the Web if you are tired or have lost some sleep.

## REGULATORY INFORMATION

**CAUTION:** Do not attempt to modify your set-top without written authorization from the manufacturer. Unauthorized modification could void your authority to operate your set-top.

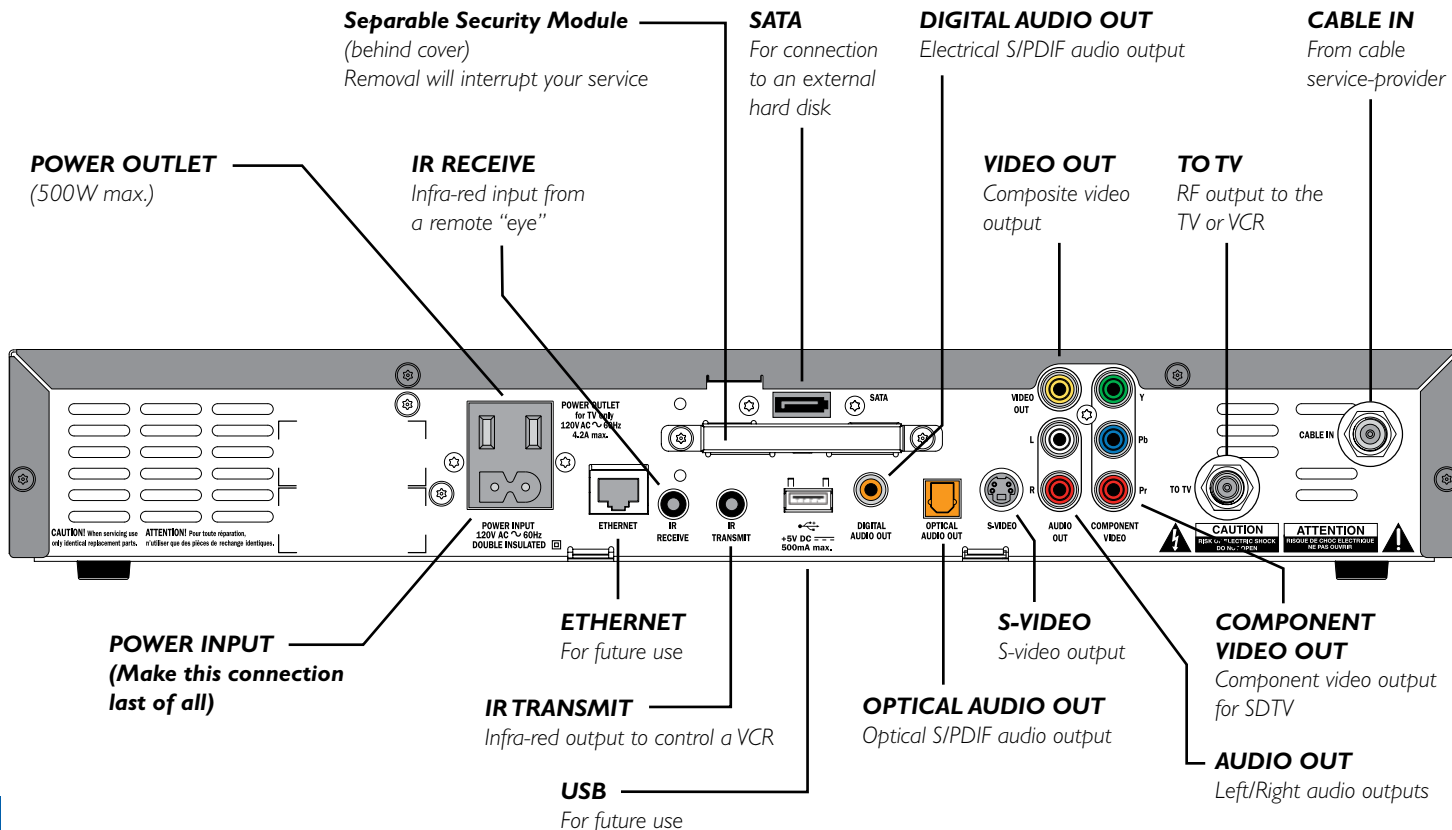
### NOTE

Your set-top has been tested and found to comply with the limits for a Class B digital device, pursuant to Part 15 of the FCC Rules. These limits are designed to provide reasonable protection against harmful interference in a residential installation. Your set-top generates, uses and can radiate radio-frequency energy and, if not installed and used in accordance with the instructions, may cause harmful interference to radio communications.

However, there is no guarantee that interference will not occur in a particular installation. If your set-top does cause harmful interference to radio or television reception, which can be determined by turning your set-top off and on, you are encouraged to try to correct the interference by one or more of the following measures:

- Reorient or relocate the receiving antenna.
- Increase the separation between your set-top and the receiver.
- Connect your set-top to an outlet on a circuit different from that to which the receiver is connected.
- Consult your dealer or an experienced radio/TV technician for help.

# REAR PANEL



- CABLE IN TO TV** Connect the cable service here.
- COMPONENT VIDEO OUT** If your TV has component video inputs, you can connect them to here.
- AUDIO OUT** Connect to the stereo audio inputs on your stereo TV, stereo VCR or optional stereo amplifier.
- VIDEO OUT** Connect to the composite video input on your TV or VCR.
- S-VIDEO** Connect to the S-video input (if present) on your VCR or TV.
- OPTICAL AUDIO OUT** Connect to the optical digital audio input on optional digital audio equipment.
- DIGITAL AUDIO OUT** Connect to the electrical digital audio input on optional digital audio equipment, such as an audio decoder or home theater receiver.
- USB (Universal Serial Bus)** Connect to compatible optional equipment that supports a USB 1.1 interface, for example: a printer; digital camera, keyboard or mouse (for future use).
- SATA** Connect to an optional external hard disk.
- ETHERNET** Connect to an optional PC network (for future use).

- Separable Security Module (behind cover)** Removal will interrupt your service.
- IR TRANSMIT** Connect to an optional VCR controller (for future use).
- IR RECEIVE** Connect to an optional remote "eye".
- POWER OUTLET** Connect the TV's power cord here to provide AC power to your TV.
- POWER INPUT** Connect your set-top's power cord here.

## FRONT PANEL

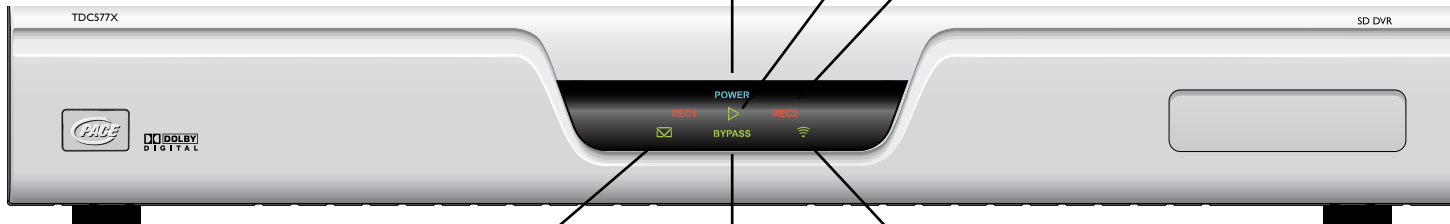
### POWER

Lights blue when your set-top is on; red when your set-top is off; not lighted when your set-top is disconnected from the power supply

Lights when you play back a recording

### REC1 & REC2

Lights when one or two recordings are in progress



Lights when there is an unread message

Lights when your set-top is receiving a signal from the remote control

### BYPASS

Lights while the bypass feature is on

Your equipment should have been connected up by your installer. However, if you need to disconnect and re-connect your equipment, please read the information on pages 11 through 16.

Two typical connection set-ups are described on pages 12 through 15. Set-up A is a basic configuration for a TV and home theater receiver. Set-up B is for a TV, VCR, DVD player and home theater receiver.

These set-ups make efficient use of the connectors on your set-top. However, depending on your other equipment and the connectors on it, the person who installed your system may have chosen to connect things up differently.

Set-up B allows stereo recording and play-back of video tapes. You hear stereo sound from the home theater's loudspeakers.

Although the RF cables, shown by dashed lines in the diagrams, are not absolutely necessary, we recommend that you connect them as a back-up and so that you can use the RF bypass (but note that they will provide only mono sound to the TV and VCR). If you use the RF cables, you must tune your TV (and VCR) to your set-top's VHF output channel (3 or 4, consult your cable service-provider to find out which channel it is for your location). Consult the manuals supplied with your TV and VCR for information on how to tune.

You can take advantage of the digital audio output from your set-top by connecting a suitable cable between your home theater receiver and the OPTICAL AUDIO OUT connector (as shown in the diagram) or the DIGITAL AUDIO OUT jack.

### WARNINGS

**Do not connect your set-top (or any other equipment such as a TV or VCR) to the AC power supply until you have properly connected all the other cables.**

**Disconnect your set-top from the AC power supply before you disconnect any other equipment from its rear panel.**

**The only way to disconnect your set-top from the AC power supply is to remove the AC power cord (or switch the wall socket-outlet switch, if present, to its OFF position). Your set-top must therefore be installed near to the AC power socket-outlet, which should be easily accessible.**

**The power outlet is designed only for connection to the AC power cord for a TV. The maximum power it can supply is 500 watts. Do not connect any equipment that uses more than 500 watts, or any non-TV equipment such as a toaster or hair dryer.**

**The cable input is designed for connection to a cable network only. You must not connect any other equipment, such as a VCR, to this input.**

**Any cable connected to DIGITAL AUDIO OUT must be 75 ohm coaxial, not regular audio cable.**

### SET-UP A: HOME THEATER RECEIVER AND TV WITH COMPOSITE VIDEO CONNECTION

The set-up shown on page 13 uses a composite video connection to connect to the TV.

#### Variations

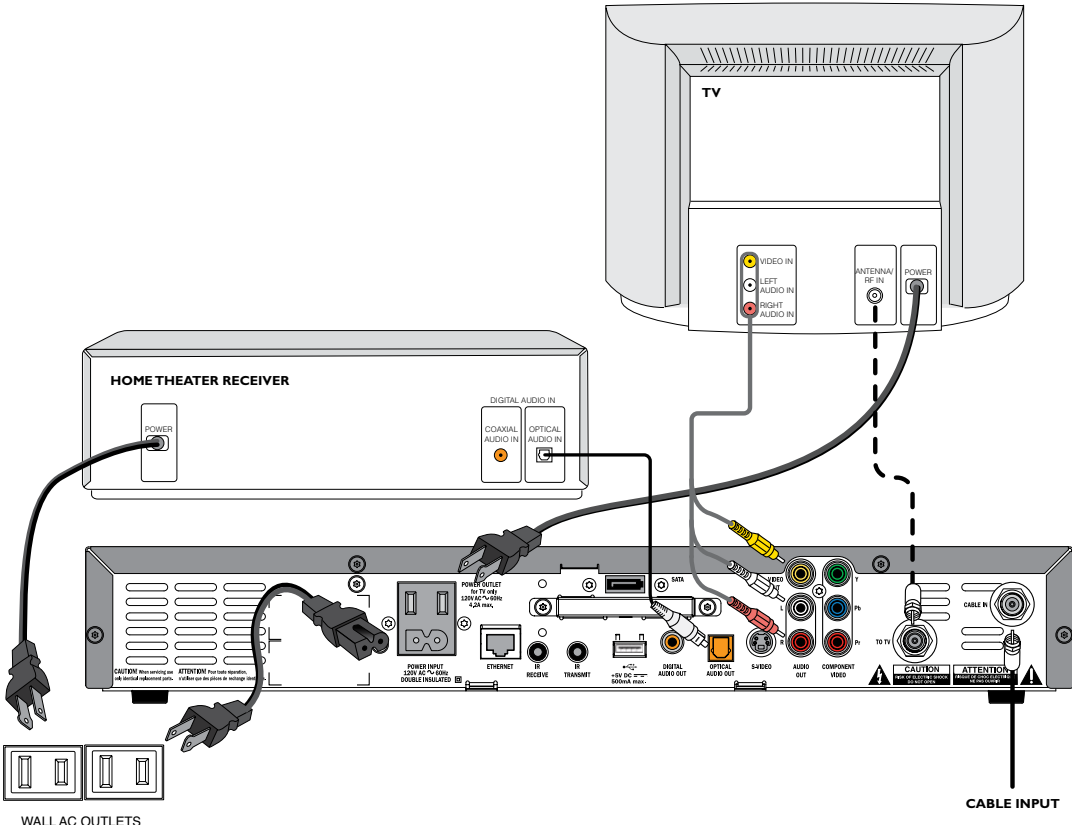
If your TV has component (YPbPr) video connectors, you will see a better quality picture if you use the set-top's YPbPr video output jacks instead of the composite (VIDEO OUT) jack.

Alternatively, if your TV does not have component video connectors, but does have an S-video connector, use the set-top's S-video output jack instead of the composite (VIDEO OUT) jack. This will also give a better quality picture.

#### NOTE

How you set up your equipment may depend on your home theater receiver. For example, the optical and digital audio inputs may be associated with particular video inputs. Please see your home theater user information for further details.

## SET-UP A



### SET-UP B: HOME THEATER SYSTEM AND TV WITH COMPOSITE VIDEO CONNECTION

The set-up shown on page 15 uses a composite video connection to connect to the TV.

#### Variations

If your TV has component (YPbPr) video connectors, you will see a better quality picture if you use the set-top's YPbPr video output jacks instead of the composite (VIDEO OUT) jack.

Alternatively, if your TV does not have component video connectors, but does have an S-video connector, use the set-top's S-video output jack instead of the composite (VIDEO OUT) jack. This will also give a better quality picture.

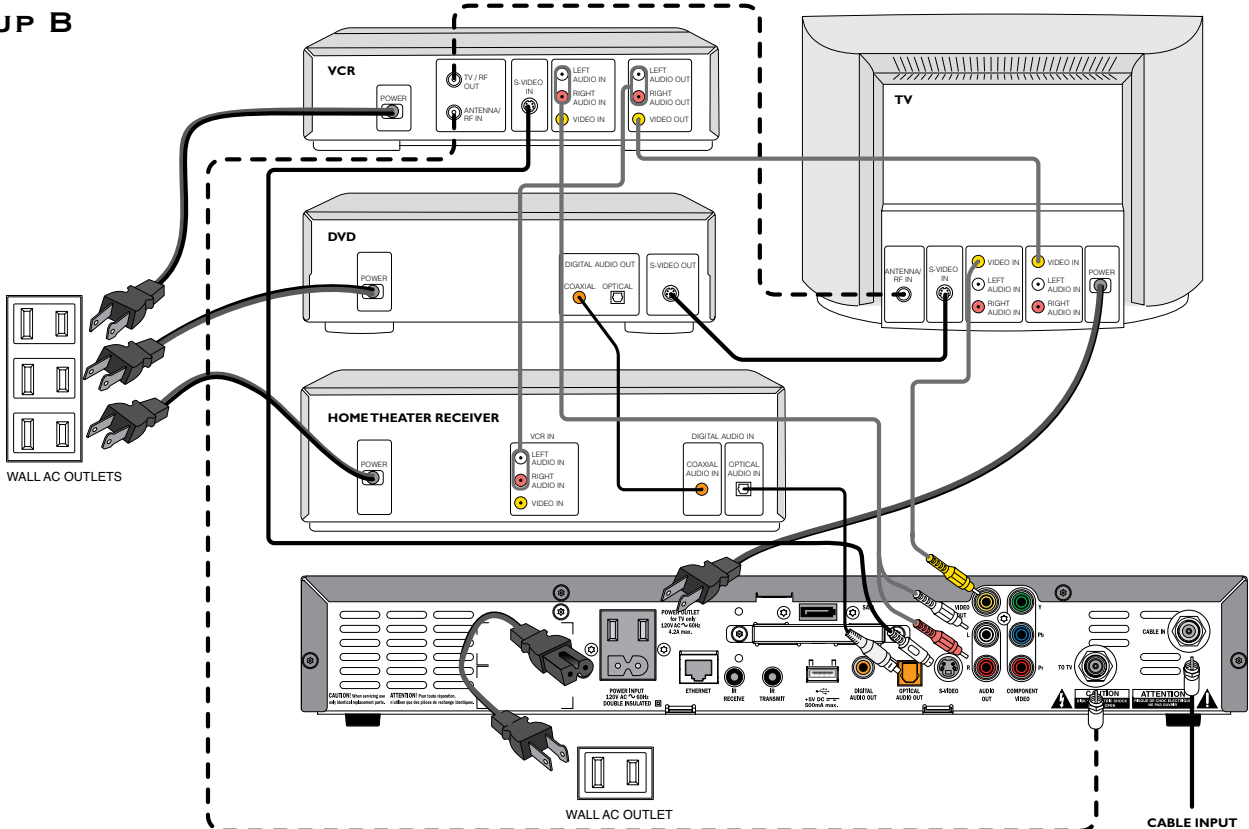
If both your TV and VCR have S-video connectors, replace the composite video connection with an S-video connection between the VCR and the TV (or loop through the home theater receiver if you prefer).

#### NOTE

How you set up your equipment may depend on your home theater receiver. For example, the optical and digital audio inputs may be associated with particular video inputs. Please see your home theater user information for further details.



## SET-UP B



### WARNINGS

Do not connect your set-top (or any other equipment such as a TV or VCR) to the AC power supply until you have properly connected all the other cables.

Do not defeat the safety purpose of the polarized plugs on power cords. A polarized plug has two blades with one wider than the other. This plug fits into the outlet in only one way; match the wide blade of the plug to the wide slot of the outlet.

### CONNECTING YOUR TV TO THE AC POWER SUPPLY

If your TV has a rating of less than 500W, connect the power cord from your TV into the connector labeled "POWER OUTLET" on the rear panel of your set-top. This saves a wall outlet (although, if your TV is rated 500W or more, you must connect it to a wall outlet).

### CONNECTING THE POWER CORD TO YOUR SET-TOP

Before you connect your set-top to a wall outlet, connect the polarized socket on the power cord into the plug labeled "POWER INPUT" on your set-top's rear panel.

### CONNECTING EQUIPMENT TO THE WALL AC OUTLETS

Connect the polarized plugs on the power cords from your set-top, VCR and any other equipment into wall AC outlets. If these outlets have switches, switch them to ON.

## USING YOUR REMOTE CONTROL

Your cable TV service-provider determines the digital channels, services and screen information that you see on your TV when you use your set-top and its remote control.

Consult the information supplied by your cable service-provider for details on how to make the most of the digital cable services. Also read the operating instructions that are supplied with your remote control.

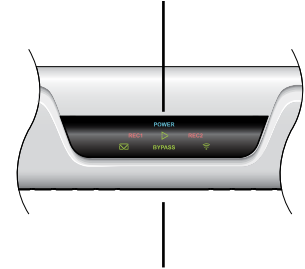
## TURNING YOUR SET-TOP ON AND OFF

After you have connected your set-top to the wall AC outlet (and switched this outlet ON, if it has a switch), the word **POWER** on your set-top's front panel should light up red.

Wait for a few seconds, then press the **power** button on your remote control to turn your set-top on. The word **POWER** changes from red to blue, to show that your set-top is on.

To turn your set-top on or off at any time, press the **power** button on your remote control (making sure the remote control is set to control the set-top).

When your set-top is turned on, the word **POWER** changes from red to blue.



Front-panel display

## NOTES

It is important that, unless there is a lightning storm or you will be away from your home for a long time, you do not unplug your set-top at the wall AC outlet (or do not switch it off there, if the outlet has a switch). Your set-top cannot be updated with new features, through the cable, if it is disconnected from the AC power supply.

Depending on your set-top's settings, if you switch your set-top off, any TV that is attached to your set-top's POWER OUTLET may also turn off. For more details, see page 21.

## CAUTION

If you need to disconnect your set-top from the power supply, you must first turn your set-top off, as described above, then wait 60 seconds before removing the power cord from the wall AC outlet.

This will avoid possible damage to your set-top's internal hard disk.

### YOUR SET-TOP'S DVR FUNCTIONS

Your set-top has an internal hard disk that you can use to record and play back television programs, giving you much more control of your viewing experience. For example, you can pause live television and resume viewing from the point at which you left off. You can record many more hours than you can using a VCR or DVD recorder. There are lights on your set-top's front panel to show when recording and play-back are taking place.

With your set-top you can:

- Pause live TV.
- Instantly replay live TV.
- Fast forward up to the point of live TV.
- Watch a scene in slow motion.
- Rewind through a program you have been watching.
- Record digital video.
- Record one program while watching another.
- Record two programs while watching a previously recorded program.
- Schedule your set-top to record a program or a whole series.
- Fully manage your stored recordings.
- Back up your digital recordings to a VCR/DVD recorder.
- Retain full control over any parental viewing restrictions you have set up.

You control the set-top's DVR functions using your remote control; consult the information supplied by your cable operator for more details. Also read the operating instructions that are supplied with your remote control.

#### NOTE

The exact functionality of the DVR (digital video recorder) in your set-top depends on your on-screen program guide. For more details, consult the information supplied by your cable operator.

Do not confuse recording to the hard disk with recording to a separate VCR or DVD, as mentioned on page 20.

## USING AN EXTERNAL HARD DISK

Your cable service-provider may enable a feature that allows an external hard disk to work with your set-top. If this is the case, most major brands of serial ATA hard disk, connected to the SATA port, are supported. You should not connect an external hard disk to a 1394 port or a USB port.

If you do use an external hard disk, it gives extra recording capacity, but you cannot choose which disk (internal or external) your set-top will record to. It will automatically choose the one with the most empty space. The recordings on the external hard disk are uniquely linked to the set-top on which they were made, so you cannot play them back or delete them with a different set-top.

### Connecting an external hard disk

First stop any recording you are making to your set-top's internal hard disk.

Turn off your set-top with the **power** button and then wait 60 seconds before disconnecting it from the wall AC socket. (You must not "hot plug" an external hard disk).

Connect the external hard disk, using an appropriate cable, to the SATA connector on your set-top. Apply power to the external hard disk.

Reconnect your set-top to the wall AC outlet and turn it on with the **power** button.

If the external disk needs formatting, your set-top will do this automatically and inform you by means of a pop-up dialog box on your TV screen (see right).

## LIGHTNING STORMS

Occasionally, a lightning storm may affect your set-top. It may appear that it has stopped working, but you can easily restore its operation as follows.

Unplug your set-top's power cord at the wall AC outlet. Then plug this power cord in again at the wall AC outlet (and, if there is a switch by this outlet, switch it to its ON position).

Formatting the Hard  
drive. Please  
wait...

*Message for a new external hard disk*

Do you want to format the  
external hard drive?

YES

NO

*Message if the external hard disk has previously been formatted on a PC. Use the arrow and **select** buttons to choose.*

### USING RF BYPASS

You can use RF Bypass to watch the regular (analog) channels that are included in the cable service. It makes these channels “bypass” your set-top and pass directly to the TV and/or VCR.

#### To use RF Bypass:

- Your set-top must be installed with the correct connections from the rear panel to the TV or VCR (see the note, right); and
- The RF Bypass feature must be switched to “On” in the Setup menu (see page 21).

For you to start using RF Bypass, your set-top must be turned on. However, once set, RF Bypass will work even if you turn your set-top off.

**When RF Bypass is on:** (the word BYPASS lights up on the front panel of your set-top) you can use the TV’s remote control to tune to any of the available regular (analog) channels and watch that channel on your TV (the path is the RF cable). You can, at the same time, use the path via the Left/Right audio and S-video connectors to record on your VCR the digital channel that your set-top is tuned to (see page 15). This means that, when the bypass is on, you can watch a regular (analog) channel on your TV and, at the same time, record a **digital** channel on your VCR. (If you are recording to the hard disk, you can record two different programs to it, while watching an analog channel on the bypass.)

**When RF Bypass is off:** you see on your TV the channel that your set-top is tuned to. This is the same channel that your VCR receives. So, when RF Bypass is off, you can record on your VCR only the program that you are watching on your TV (but you can still record a different one to the hard disk).

### NOTES

If you are not sure whether your set-top has been set up to allow RF Bypass, check your installation. If there is a cable (RF cable) going from the TO TV connector on your set-top’s rear panel to your TV (or to your VCR and TV, as shown by the dashed line on page 13) then RF Bypass is correctly set up.

You must also tune your TV (and VCR) to your set-top’s VHF output channel (3 or 4).

The Setup menus allow you to make settings to control how your set-top works. These are available from your on-screen guide and should be fully described in the information provided by your service-provider. There may also be on-screen information to explain these menus.

However, please note there are certain items and settings that may affect how your set-top and TV work. See the table below for information about these.

Item	Setting	Options	Notes
Cable Box Setup	AC Outlet	Switched, Unswitched	If setting is “Switched”, the AC outlet on your set-top’s rear panel is <i>on</i> when your set-top is <i>on</i> , and <i>off</i> when your set-top is <i>off</i> , so any TV that is therefore receiving its power from this AC outlet will switch off when your set-top is turned off. If setting is “Unswitched”, the AC outlet is <i>always on</i> , so any TV that is receiving its power from this AC outlet will continue to receive power whether your set-top is switched on or off.
	RF Bypass	Off, On	You must set this to “On” in order to use RF Bypass. For information about RF Bypass, see page 20.
	Configuration		Allows you to view the configuration of your set-top.
Audio	Default Audio Track	Channel Default, English, Español, Français, Português	Sets the language track that your set-top first attempts to use when tuning to a channel. “Channel Default” means your set-top will use the default audio track for the program. Selecting a language means it will use the corresponding language track, if available.
	Audio Output	TV Speakers, Stereo, Advanced	If you select “Advanced”, further settings are displayed, allowing you to set the Compression (to None, Light or Heavy) and the Stereo Output (to Mono, Stereo or Matrix Stereo).
Screen position			This allows you to adjust how the picture displays in the TV screen.

*Other items and options may be available on these screens. The menus may be subject to change in the future, as your set-top advances with new technology.*

## SOLVING PROBLEMS

If the installed system does not seem to be working properly, first make sure that all the cables are securely connected, then carry out the following checks, in the order shown:

Check	Suggested solution	Further checks, if there is still a problem
<p>Is anything lighted on your set-top's front panel?</p> <p style="text-align: center;"><b>YES</b> ▼</p> <p style="text-align: right;"><b>NO</b> ►</p>	<p>Power may not be reaching your set-top. Make sure that the power cord is properly plugged in. If there is a switch by the wall AC power outlet, switch it to ON.</p>	<p>Check that the wall AC power outlet is working (for example by plugging in a lamp).</p>
<p>Does the remote control operate your set-top?</p> <p style="text-align: center;"><b>YES</b> ▼</p> <p style="text-align: right;"><b>NO</b> ►</p> <p>Please see the next page.</p>	<p>Your set-top may not be turned on.</p> <p>Check if the word <b>POWER</b> on the front panel is blue. If it is red, press the <b>power</b> button on the remote control to turn on your set-top.</p>	<p>Check that nothing is blocking the path from your remote control to the front panel.</p> <p>Check that your remote control is currently set to operate your set-top (consult the instructions supplied with your remote control).</p> <p>If your remote control will still not operate your set-top, replace the batteries in your remote control.</p>



Check	Suggested solution	Further checks, if there is still a problem
<p>Can you see a picture on your TV screen?</p> <p style="text-align: center;"><b>YES</b> ▼</p> <p style="text-align: right;"><b>NO</b> ►</p> <p>Please see the next page.</p>	<p>Your TV and other equipment may not be turned on. Check that they are plugged into AC power outlets and turned on.</p> <p><b>Note:</b> If you have connected your TV to the POWER OUTLET (AC outlet) on your set-top, when you turn off your set-top, your TV may turn off automatically, if the “AC Outlet” is set to “Switched” (see page 21). You may wish to keep this feature, or you may wish to set “AC Outlet” to “Unswitched”.</p>	<p>Make sure the bypass feature is turned OFF (the word <b>BYPASS</b> on the front panel is not lighted).</p> <p>Check that you have selected the appropriate AV input on your TV: component video (YPbPr), composite video or S-video (depending on how your system is connected up).</p> <p>If the video path between your set-top and your TV loops through other equipment (such as a VCR), you may need to turn off this equipment for the loopthrough to work.</p>

## SOLVING PROBLEMS (CONT.)

Check	Suggested solution	Further checks, if there is still a problem
<p>Is there any sound?</p> <p style="text-align: center;"><b>YES</b> ▼</p> <p style="text-align: right;"><b>NO</b> ►</p>	<p>Check that the audio cables are securely and correctly connected.</p>	<p>Check that you have not muted the sound on your set-top and/or TV. Adjust the volume control on your set-top and/or TV. If you are using a home theater receiver, check it is set up correctly.</p>
<p>Can you hear stereo sound?</p> <p style="text-align: center;"><b>YES</b> ▼</p> <p style="text-align: right;"><b>NO</b> ►</p>	<p>First check that the program is likely to have stereo sound (an old movie, for example, may not be in stereo).</p> <p>Check the TV Guide Setup Menu, Audio settings (see page 21). The Stereo Output may be set to "Mono". Change it to "Stereo".</p>	<p>If the TV is mono, you will only hear stereo sound if you have a stereo audio amplifier and speakers or home theater connected to the stereo VCR or set-top. This is also the case if the stereo TV has only an RF input.</p>
<p>Can you see only regular (analog) channels but not any digital channels?</p> <p style="text-align: right;"><b>YES</b> ►</p>	<p>The bypass feature may be turned on. Use the Setup menu (see page 21) to turn the feature OFF (make sure the word <b>BYPASS</b> is not lighted on the front panel).</p>	

# TERMS AND CONDITIONS FOR USE OF SOFTWARE (“TERMS”)

THE PRODUCT TO WHICH THESE TERMS RELATE (THE “PRODUCT”) INCORPORATES SOFTWARE WHICH IS OWNED BY PACE MICRO TECHNOLOGY PLC (“PACE”) OR ITS THIRD PARTY LICENSORS (THE “SOFTWARE”). BEFORE USING THE PRODUCT PLEASE READ THESE TERMS. IF YOU DO NOT AGREE TO THESE TERMS YOU MAY NOT USE THE PRODUCT AND SHOULD IMMEDIATELY RETURN THE PRODUCT TO YOUR SUPPLIER. THESE TERMS ALSO APPLY TO ANY MODIFICATIONS, UPDATES OR SUPPLEMENTS TO THE SOFTWARE PROVIDED TO YOU. FOR PURPOSES OF THESE TERMS, “YOU” MEANS YOU, THE END USER, AND YOUR PRODUCT SUPPLIER, UNLESS THE CONTEXT REQUIRES OTHERWISE.

## A. License Grant and Conditions

1. Pace, or your supplier; if applicable, grants you a non-exclusive, non-transferable, limited license to use the Software solely as integrated with, incorporated into, or provided for use in connection with the Product.
2. Pace reserves all rights not expressly granted to you under these Terms.
3. You may not transfer any of your limited rights in the Software without the prior written consent of Pace, and if consent is provided then the Software shall only be transferred in conjunction with the transfer of the Product AND ONLY IF the transferee has read and agreed to accept these Terms.
4. You must ensure that the copyright, trademark and other protective notices contained in the Software are maintained and not altered or removed.
5. The Software is protected by copyright and other laws and international copyright and other treaties.
6. The Software provided hereunder is licensed (not sold). Pace is NOT transferring title or any ownership rights in the Software to you.

7. All title and intellectual property rights in and to the Software and all modifications, updates, enhancements and derivative works of the Software are owned exclusively by Pace or its licensors and you agree to execute any document reasonably requested by Pace to evidence such ownership rights.
8. Certain third party software used in connection with the Product may be made directly available to you by operating system or other third party providers. Use of such Software is also subject to the terms of any applicable agreement between you and such third party.

## B. License Restrictions

Except as expressly permitted herein or by statute you may not:

1. Use the Software in conjunction with any other hardware or equipment other than the Product;
2. Copy or modify all or any portion of the Software;
3. Incorporate all (or any portion of) the Software into other programs developed or used by (or on behalf of) you;
4. Reverse engineer; decompile, decrypt or disassemble the Software (or any portion of the Software); or
5. Export, transfer or re-export the Software in violation of any applicable law.

## C. Open Source Software

Certain components of the Software are subject to either:

- (i) the GNU General Public License (“GPL”);
- (ii) the GNU Lesser General Public License (“LGPL”); or
- (iii) OpenSSL license.

The foregoing are not subject to the restrictions in Section B. In compliance with the GPL and LGPL Pace makes the source code of the Linux software, libraries

## TERMS AND CONDITIONS FOR USE OF SOFTWARE (“TERMS”)

and associated utilities it uses, together with its modifications (if any), available to the public in source code form at <http://www.pacemicro.com/opensource>. You are free to use, modify and distribute the Linux software and any modifications as long as you comply with the terms of the GPL or LGPL referred to above. The License terms applicable to (i) to (iii) above are set out in the section entitled Open Source Licenses.

The Software also contains the following:

- (iv) HA library Copyright © 2000-2001, Aaron D. Gifford All rights reserved.
- (v) Expat XML Parsing Library  
Copyright © 1998, 1999, 2000 Thai Open Source Software Centre Ltd and Clark Cooper.  
Copyright © 2001, 2002, 2003 Expat maintainers.
- (vi) Expat++ This component of the Software is subject to the Mozilla Public License Version 1.0.
- (vii) Base64 Algorithm Copyright © 2001 Bob Trower, Trantor Standard Systems Inc.

Certain additional license terms applicable to (iv) to (vi) above, are set out in the section entitled Open Source Licenses.

### D. Termination

These Terms are effective until terminated. You may terminate these Terms by returning the Product to your supplier. These Terms will terminate automatically without notice if you fail to comply with these Terms or any other written agreement between you and Pace. Upon termination you must return the Product to your supplier.

### E. Disclaimer

1. EXCEPT AS SET FORTH IN ANY WRITTEN AGREEMENT BETWEEN YOU AND PACE (OR YOUR SUPPLIER), THE SOFTWARE IS (TO THE EXTENT PERMITTED BY LAW) SUPPLIED “AS IS” AND PACE AND ITS LICENSORS EXPRESSLY EXCLUDE ALL WARRANTIES, EXPRESS OR IMPLIED, INCLUDING (BUT NOT LIMITED TO) WARRANTIES OF MERCHANTABILITY, SATISFACTORY QUALITY, FITNESS FOR PURPOSE AND NON-INFRINGEMENT.
2. EXCEPT AS SET FORTH IN ANY WRITTEN AGREEMENT BETWEEN YOU AND PACE, IN NO CIRCUMSTANCE WILL PACE BE LIABLE FOR ANY DIRECT, INDIRECT, CONSEQUENTIAL, SPECIAL, PUNITIVE OR INCIDENTAL DAMAGE (INCLUDING LOSS OF PROFITS, BUSINESS INTERRUPTION, LOSS OF DATA OR THE COST OF PROCUREMENT OF SUBSTITUTE GOODS, TECHNOLOGY OR SERVICES) ARISING OUT OF THE USE OR THE INABILITY TO USE THE SOFTWARE.

### F. General

These Terms are governed by the laws of the State of New York and you may only bring claims exclusively in New York courts and Pace shall be entitled to bring a claim in the courts of any jurisdiction. Any failure by Pace to enforce any of its rights hereunder or applicable law shall not constitute a waiver of such rights. Pace's licensors and suppliers shall be third party beneficiaries of this License Agreement, as applicable.

YOUR USE OF THE PRODUCT CONSTITUTES YOUR ACKNOWLEDGEMENT THAT YOU HAVE READ THESE TERMS AND AGREE TO BE BOUND HEREBY.

**(i) GPL****GNU General Public License**

Version 2, June 1991

Copyright © 1989, 1991 Free Software Foundation, Inc.

51 Franklin Street, Fifth Floor, Boston, MA 02110-1301, USA

Everyone is permitted to copy and distribute verbatim copies of this license document, but changing it is not allowed.

**Preamble**

The licenses for most software are designed to take away your freedom to share and change it. By contrast, the GNU General Public License is intended to guarantee your freedom to share and change free software—to make sure the software is free for all its users. This General Public License applies to most of the Free Software Foundation's software and to any other program whose authors commit to using it. (Some other Free Software Foundation software is covered by the GNU Lesser General Public License instead.) You can apply it to your programs, too.

When we speak of free software, we are referring to freedom, not price. Our General Public Licenses are designed to make sure that you have the freedom to distribute copies of free software (and charge for this service if you wish), that you receive source code or can get it if you want it, that you can change the software or use pieces of it in new free programs; and that you know you can do these things.

To protect your rights, we need to make restrictions that forbid anyone to deny you these rights or to ask you to surrender the rights. These restrictions translate to certain responsibilities for you if you distribute copies of the software, or if you modify it. For example, if you distribute copies of such a program, whether gratis or for a fee, you must give the recipients all the rights that you have. You must make sure that they, too, receive or can get the source code. And you must show them these terms so they know their rights.

We protect your rights with two steps: (1) copyright the software, and (2) offer you this license which gives you legal permission to copy, distribute and/or modify the software. Also, for each author's protection and ours, we want to make certain that everyone understands that there is no warranty for this free software. If the software is modified by someone else and passed on, we want its recipients to know that what they have is not the original, so that any problems introduced by others will not reflect on the original authors' reputations.

Finally, any free program is threatened constantly by software patents. We wish to avoid the danger that redistributors of a free program will individually obtain patent licenses, in effect making the program proprietary. To prevent this, we have made it clear that any patent must be licensed for everyone's free use or not licensed at all.

The precise terms and conditions for copying, distribution and modification follow.

Terms and Conditions for Copying, Distribution, and Modification

0. This License applies to any program or other work which contains a notice placed by the copyright holder saying it may be distributed under the terms of this General Public License. The "Program", below, refers to any such program or work, and a "work based on the Program" means either the Program or any derivative work under copyright law: that is to say, a work containing the Program or a portion of it, either verbatim or with modifications and/or translated into another language. (Hereinafter, translation is included without limitation in the term "modification".) Each licensee is addressed as "you". Activities other than copying, distribution and modification are not covered by this License; they are outside its scope. The act of running the Program is not restricted, and the output from the Program is covered only if its contents constitute a work based on the Program (independent of having been made by running the Program). Whether that is true depends on what the Program does.

1. You may copy and distribute verbatim copies of the Program's source code as you receive it, in any medium, provided that you conspicuously and appropriately publish on each copy an appropriate copyright notice and disclaimer of warranty; keep intact all the notices that refer to this License and to the absence of any warranty; and give any other recipients of the Program a copy of this License along with the Program. You may charge a fee for the physical act of transferring a copy, and you may at your option offer warranty protection in exchange for a fee.
2. You may modify your copy or copies of the Program or any portion of it, thus forming a work based on the Program, and copy and distribute such modifications or work under the terms of Section 1 above, provided that you also meet all of these conditions:
  - a) You must cause the modified files to carry prominent notices stating that you changed the files and the date of any change.
  - b) You must cause any work that you distribute or publish, that in whole or in part contains or is derived from the Program or any part thereof, to be licensed as a whole at no charge to all third parties under the terms of this License.
  - c) If the modified program normally reads commands interactively when run, you must

cause it, when started running for such interactive use in the most ordinary way, to print or display an announcement including an appropriate copyright notice and a notice that there is no warranty (or else, saying that you provide a warranty) and that users may redistribute the program under these conditions, and telling the user how to view a copy of this License. (Exception: if the Program itself is interactive but does not normally print such an announcement, your work based on the Program is not required to print an announcement.)

These requirements apply to the modified work as a whole. If identifiable sections of that work are not derived from the Program, and can be reasonably considered independent and separate works in themselves, then this License, and its terms, do not apply to those sections when you distribute them as separate works. But when you distribute the same sections as part of a whole which is a work based on the Program, the distribution of the whole must be on the terms of this License, whose permissions for other licensees extend to the entire whole, and thus to each and every part regardless of who wrote it. Thus, it is not the intent of this section to claim rights or contest your rights to work written entirely by you; rather, the intent is to exercise the right to control the distribution of derivative or collective works based on the Program.

In addition, mere aggregation of another work not based on the Program with the Program (or with a work based on the Program) on a volume of a storage or distribution medium does not bring the other work under the scope of this License.

3. You may copy and distribute the Program (or a work based on it, under Section 2) in object code or executable form under the terms of Sections 1 and 2 above provided that you also do one of the following:

- a) Accompany it with the complete corresponding machine-readable source code, which must be distributed under the terms of Sections 1 and 2 above on a medium customarily used for software interchange; or
- b) Accompany it with a written offer, valid for at least three years, to give any third party, for a charge no more than your cost of physically performing source distribution, a complete machine-readable copy of the corresponding source code, to be distributed under the terms of Sections 1 and 2 above on a medium customarily used for software interchange; or
- c) Accompany it with the information you received as to the offer to distribute corresponding source code. (This alternative is allowed only for noncommercial distribution and only if you received the program in object code or executable form with such an offer; in accord with Subsection b above.)

The source code for a work means the preferred form of the work for making modifications to it. For an executable work, complete source code means all the source code for all modules it contains, plus any associated interface definition files, plus the scripts used to control compilation and installation of the executable. However, as a special exception, the source code distributed need not include anything that is normally distributed (in either source or binary form) with the major components (compiler, kernel, and so on) of the operating system on which the executable runs, unless that component itself accompanies the executable.

If distribution of executable or object code is made by offering access to copy from a designated place, then offering equivalent access to copy the source code from the same place counts as distribution of the source code, even though third parties are not compelled to copy the source along with the object code.

4. You may not copy, modify, sublicense, or distribute the Program except as expressly provided under this License. Any attempt otherwise to copy, modify, sublicense or distribute the Program is void, and will automatically terminate your rights under this License. However, parties who have received copies, or rights, from you under this License will not have their licenses terminated so long as such parties remain in full compliance.
5. You are not required to accept this License, since you have not signed it. However, nothing else grants you permission to modify or distribute the Program or its derivative works. These actions are prohibited by law if you do not accept this License. Therefore, by modifying or distributing the Program (or any work based on the Program), you indicate your acceptance of this License to do so, and all its terms and conditions for copying, distributing or modifying the Program or works based on it.
6. Each time you redistribute the Program (or any work based on the Program), the recipient automatically receives a license from the original licensor to copy, distribute or modify the Program subject to these terms and conditions. You may not impose any further restrictions on the recipients' exercise of the rights granted herein. You are not responsible for enforcing compliance by third parties to this License.
7. If, as a consequence of a court judgment or allegation of patent infringement or for any other reason (not limited to patent issues), conditions are imposed on you (whether by court order, agreement or otherwise) that contradict the conditions of this License, they do not excuse you from the conditions of this License. If you cannot distribute so as to satisfy simultaneously your obligations under this License and any other pertinent obligations, then as a consequence you may not distribute the Program at all.

For example, if a patent license would not permit royalty-free redistribution of the Program by all those who receive copies directly or indirectly through you, then the only way you could satisfy both it and this License would be to refrain entirely from distribution of the Program.

If any portion of this section is held invalid or unenforceable under any particular circumstance, the balance of the section is intended to apply and the section as a whole is intended to apply in other circumstances.

It is not the purpose of this section to induce you to infringe any patents or other property right claims or to contest validity of any such claims; this section has the sole purpose of protecting the integrity of the free software distribution system, which is implemented by public license practices. Many people have made generous contributions to the wide range of software distributed through that system in reliance on consistent application of that system; it is up to the author/donor to decide if he or she is willing to distribute software through any other system and a licensee cannot impose that choice. This section is intended to make thoroughly clear what is believed to be a consequence of the rest of this License.

8. If the distribution and/or use of the Program is restricted in certain countries either by patents or by copyrighted interfaces, the original copyright holder who places the Program under this License may add an explicit geographical distribution limitation excluding those countries, so that distribution is permitted only in or among countries not thus excluded. In such case, this License incorporates the limitation as if written in the body of this License.

9. The Free Software Foundation may publish revised and/or new versions of the General Public License from time to time. Such new versions will be similar in spirit to the present version, but may differ in detail to address new problems or concerns.

Each version is given a distinguishing version number: If the Program specifies a version number of this License which applies to it and "any later version", you have the option of following the terms and conditions either of that version or of any later version published by the Free Software Foundation. If the Program does not specify a version number of this License, you may choose any version ever published by the Free Software Foundation.

10. If you wish to incorporate parts of the Program into other free programs whose distribution conditions are different, write to the author to ask for permission. For software which is copyrighted by the Free Software Foundation, write to the Free Software Foundation; we sometimes make exceptions for this. Our decision will be guided by the two goals of preserving the free status of all derivatives of our free software and of promoting the sharing and reuse of software generally.

## NO WARRANTY

11. BECAUSE THE PROGRAM IS LICENSED FREE OF CHARGE, THERE IS NO WARRANTY FOR THE PROGRAM, TO THE EXTENT PERMITTED BY APPLICABLE LAW. EXCEPT WHEN OTHERWISE STATED IN WRITING THE COPYRIGHT HOLDERS AND/OR OTHER PARTIES PROVIDE THE PROGRAM "AS IS" WITHOUT WARRANTY OF ANY KIND, EITHER EXPRESSED OR IMPLIED, INCLUDING, BUT NOT LIMITED TO, THE IMPLIED WARRANTIES OF MERCHANTABILITY AND FITNESS FOR A PARTICULAR PURPOSE. THE ENTIRE RISK AS TO THE QUALITY AND PERFORMANCE OF THE PROGRAM IS WITH YOU. SHOULD THE PROGRAM PROVE DEFECTIVE, YOU ASSUME THE COST OF ALL NECESSARY SERVICING, REPAIR OR CORRECTION.

12. IN NO EVENT UNLESS REQUIRED BY APPLICABLE LAW OR AGREED TO IN WRITING WILL ANY COPYRIGHT HOLDER, OR ANY OTHER PARTY WHO MAY MODIFY AND/OR REDISTRIBUTE THE PROGRAM AS PERMITTED ABOVE, BE LIABLE TO YOU FOR DAMAGES, INCLUDING ANY GENERAL, SPECIAL, INCIDENTAL OR CONSEQUENTIAL DAMAGES ARISING OUT OF THE USE OR INABILITY TO USE THE PROGRAM (INCLUDING BUT NOT LIMITED TO LOSS OF DATA OR DATA BEING RENDERED INACCURATE OR LOSSES SUSTAINED BY YOU OR THIRD PARTIES OR A FAILURE OF THE PROGRAM TO OPERATE WITH ANY OTHER PROGRAMS), EVEN IF SUCH HOLDER OR OTHER PARTY HAS BEEN ADVISED OF THE POSSIBILITY OF SUCH DAMAGES.

*One line to give the program's name and an idea of what it does.*

*Copyright © yyyy name of author*

This program is free software; you can redistribute it and/or modify it under the terms of the GNU General Public License as published by the Free Software Foundation; either version 2 of the License, or (at your option) any later version.

This program is distributed in the hope that it will be useful, but WITHOUT ANY WARRANTY; without even the implied warranty of MERCHANTABILITY or FITNESS FOR A PARTICULAR PURPOSE. See the GNU General Public License for more details. You should have received a copy of the GNU General Public License along with this program; if not, write to the Free Software Foundation, Inc., 51 Franklin Street, Fifth Floor, Boston, MA 02110-1301, USA.

Also add information on how to contact you by electronic and paper mail.

If the program is interactive, make it output a short notice like this when it starts in an interactive mode:

Gnomovision version 69, Copyright © year name of author

Gnomovision comes with ABSOLUTELY NO WARRANTY; for details type `show w`.

This is free software, and you are welcome to redistribute it under certain conditions; type `show c` for details.

The hypothetical commands `show w` and `show c` should show the appropriate parts of the General Public License. Of course, the commands you use may be called something other than `show w` and `show c`; they could even be mouse-clicks or menu items-- whatever suits your program.

You should also get your employer (if you work as a programmer) or your school, if any, to sign a "copyright disclaimer" for the program, if necessary. Here is a sample; alter the names:

Yoyodyne, Inc., hereby disclaims all copyright interest in the program `Gnomovision` (which makes passes at compilers) written by James Hacker.

signature of Ty Coon, 1 April 1989

Ty Coon, President of Vice

This General Public License does not permit incorporating your program into proprietary programs. If your program is a subroutine library, you may consider it more useful to permit linking proprietary applications with the library. If this is what you want to do, use the GNU Lesser General Public License instead of this License.

### (ii) LGPL

#### GNU LESSER GENERAL PUBLIC LICENSE

Version 2.1, February 1999

Copyright © 1991, 1999 Free Software Foundation, Inc.

51 Franklin St, Fifth Floor, Boston, MA 02110-1301 USA

Everyone is permitted to copy and distribute verbatim copies of this license document, but changing it is not allowed.

[This is the first released version of the Lesser GPL. It also counts as the successor of the GNU Library Public License, version 2, hence the version number 2.1.]

#### Preamble

The licenses for most software are designed to take away your freedom to share and change it. By contrast, the GNU General Public Licenses are intended to guarantee your

freedom to share and change free software--to make sure the software is free for all its users.

This license, the Lesser General Public License, applies to some specially designated software packages--typically libraries--of the Free Software Foundation and other authors who decide to use it. You can use it too, but we suggest you first think carefully about whether this license or the ordinary General Public License is the better strategy to use in any particular case, based on the explanations below.

When we speak of free software, we are referring to freedom of use, not price. Our General Public Licenses are designed to make sure that you have the freedom to distribute copies of free software (and charge for this service if you wish); that you receive source code or can get it if you want it; that you can change the software and use pieces of it in new free programs; and that you are informed that you can do these things.

To protect your rights, we need to make restrictions that forbid distributors to deny you these rights or to ask you to surrender these rights. These restrictions translate to certain responsibilities for you if you distribute copies of the library or if you modify it.

For example, if you distribute copies of the library, whether gratis or for a fee, you must give the recipients all the rights that we gave you. You must make sure that they, too, receive or can get the source code. If you link other code with the library, you must provide complete object files to the recipients, so that they can relink them with the library after making changes to the library and recompiling it. And you must show them these terms so they know their rights.

We protect your rights with a two-step method: (1) we copyright the library, and (2) we offer you this license, which gives you legal permission to copy, distribute and/or modify the library.

To protect each distributor, we want to make it very clear that there is no warranty for the free library. Also, if the library is modified by someone else and passed on, the recipients should know that what they have is not the original version, so that the original author's reputation will not be affected by problems that might be introduced by others. Finally, software patents pose a constant threat to the existence of any free program. We wish to make sure that a company cannot effectively restrict the users of a free program by obtaining a restrictive license from a patent holder. Therefore, we insist that any patent license obtained for a version of the library must be consistent with the full freedom of use specified in this license.



Most GNU software, including some libraries, is covered by the ordinary GNU General Public License. This license, the GNU Lesser General Public License, applies to certain designated libraries, and is quite different from the ordinary General Public License. We use this license for certain libraries in order to permit linking those libraries into non-free programs.

When a program is linked with a library, whether statically or using a shared library, the combination of the two is legally speaking a combined work, a derivative of the original library. The ordinary General Public License therefore permits such linking only if the entire combination fits its criteria of freedom. The Lesser General Public License permits more lax criteria for linking other code with the library.

We call this license the “Lesser” General Public License because it does less to protect the user’s freedom than the ordinary General Public License. It also provides other free software developers less of an advantage over competing non-free programs. These disadvantages are the reason we use the ordinary General Public License for many libraries. However, the Lesser license provides advantages in certain special circumstances. For example, on rare occasions, there may be a special need to encourage the widest possible use of a certain library, so that it becomes a de-facto standard. To achieve this, non-free programs must be allowed to use the library. A more frequent case is that a free library does the same job as widely used non-free libraries. In this case, there is little to gain by limiting the free library to free software only, so we use the Lesser General Public License.

In other cases, permission to use a particular library in non-free programs enables a greater number of people to use a large body of free software. For example, permission to use the GNU C Library in non-free programs enables many more people to use the whole GNU operating system, as well as its variant, the GNU/Linux operating system. Although the Lesser General Public License is less protective of the users’ freedom, it does ensure that the user of a program that is linked with the Library has the freedom and the wherewithal to run that program using a modified version of the Library. The precise terms and conditions for copying, distribution and modification follow. Pay close attention to the difference between a “work based on the library” and a “work that uses the library”. The former contains code derived from the library, whereas the latter must be combined with the library in order to run.

## **GNU LESSER GENERAL PUBLIC LICENSE TERMS AND CONDITIONS FOR COPYING, DISTRIBUTION AND MODIFICATION**

This License Agreement applies to any software library or other program which contains a notice placed by the copyright holder or other authorized party saying it may be distributed under the terms of this Lesser General Public License (also called “this License”). Each licensee is addressed as “you”.

A “library” means a collection of software functions and/or data prepared so as to be conveniently linked with application programs (which use some of those functions and data) to form executables.

The “Library”, below, refers to any such software library or work which has been distributed under these terms. A “work based on the Library” means either the Library or any derivative work under copyright law: that is to say, a work containing the Library or a portion of it, either verbatim or with modifications and/or translated straightforwardly into another language. (Hereinafter, translation is included without limitation in the term “modification”.)

“Source code” for a work means the preferred form of the work for making modifications to it. For a library, complete source code means all the source code for all modules it contains, plus any associated interface definition files, plus the scripts used to control compilation and installation of the library.

Activities other than copying, distribution and modification are not covered by this License; they are outside its scope. The act of running a program using the Library is not restricted, and output from such a program is covered only if its contents constitute a work based on the Library (independent of the use of the Library in a tool for writing it). Whether that is true depends on what the Library does and what the program that uses the Library does.

1. You may copy and distribute verbatim copies of the Library’s complete source code as you receive it, in any medium, provided that you conspicuously and appropriately publish on each copy an appropriate copyright notice and disclaimer of warranty; keep intact all the notices that refer to this License and to the absence of any warranty; and distribute a copy of this License along with the Library. You may charge a fee for the physical act of transferring a copy, and you may at your option offer warranty protection in exchange for a fee.

2. You may modify your copy or copies of the Library or any portion of it, thus forming a work based on the Library, and copy and distribute such modifications or work under the terms of Section 1 above, provided that you also meet all of these conditions:

- a) The modified work must itself be a software library.
- b) You must cause the files modified to carry prominent notices stating that you changed the files and the date of any change.
- c) You must cause the whole of the work to be licensed at no charge to all third parties under the terms of this License.
- d) If a facility in the modified Library refers to a function or a table of data to be supplied by an application program that uses the facility, other than as an argument passed when the facility is invoked, then you must make a good faith effort to ensure that, in the event an application does not supply such function or table, the facility still operates, and performs whatever part of its purpose remains meaningful.

(For example, a function in a library to compute square roots has a purpose that is entirely well-defined independent of the application. Therefore, Subsection 2d requires that any application-supplied function or table used by this function must be optional: if the application does not supply it, the square root function must still compute square roots.) These requirements apply to the modified work as a whole. If identifiable sections of that work are not derived from the Library, and can be reasonably considered independent and separate works in themselves, then this License, and its terms, do not apply to those sections when you distribute them as separate works. But when you distribute the same sections as part of a whole which is a work based on the Library, the distribution of the whole must be on the terms of this License, whose permissions for other licensees extend to the entire whole, and thus to each and every part regardless of who wrote it. Thus, it is not the intent of this section to claim rights or contest your rights to work written entirely by you; rather, the intent is to exercise the right to control the distribution of derivative or collective works based on the Library.

In addition, mere aggregation of another work not based on the Library with the Library (or with a work based on the Library) on a volume of a storage or distribution medium does not bring the other work under the scope of this License.

3. You may opt to apply the terms of the ordinary GNU General Public License instead of this License to a given copy of the Library. To do this, you must alter all the notices that refer to this License, so that they refer to the ordinary GNU General Public License, version 2, instead of to this License. (If a newer version than version 2 of the ordinary

GNU General Public License has appeared, then you can specify that version instead if you wish.) Do not make any other change in these notices.

Once this change is made in a given copy, it is irreversible for that copy, so the ordinary GNU General Public License applies to all subsequent copies and derivative works made from that copy.

This option is useful when you wish to copy part of the code of the Library into a program that is not a library.

4. You may copy and distribute the Library (or a portion or derivative of it, under Section 2) in object code or executable form under the terms of Sections 1 and 2 above provided that you accompany it with the complete corresponding machine-readable source code, which must be distributed under the terms of Sections 1 and 2 above on a medium customarily used for software interchange.

If distribution of object code is made by offering access to copy from a designated place, then offering equivalent access to copy the source code from the same place satisfies the requirement to distribute the source code, even though third parties are not compelled to copy the source along with the object code.

5. A program that contains no derivative of any portion of the Library, but is designed to work with the Library by being compiled or linked with it, is called a "work that uses the Library". Such a work, in isolation, is not a derivative work of the Library, and therefore falls outside the scope of this License.

However, linking a "work that uses the Library" with the Library creates an executable that is a derivative of the Library (because it contains portions of the Library), rather than a "work that uses the library". The executable is therefore covered by this License.

Section 6 states terms for distribution of such executables.

When a "work that uses the Library" uses material from a header file that is part of the Library, the object code for the work may be a derivative work of the Library even though the source code is not. Whether this is true is especially significant if the work can be linked without the Library, or if the work is itself a library. The threshold for this to be true is not precisely defined by law.

If such an object file uses only numerical parameters, data structure layouts and accessors, and small macros and small inline functions (ten lines or less in length), then the use of the object file is unrestricted, regardless of whether it is legally a derivative work. (Executables containing this object code plus portions of the Library will still fall under Section 6.)

Otherwise, if the work is a derivative of the Library, you may distribute the object code for the work under the terms of Section 6. Any executables containing that work also fall under Section 6, whether or not they are linked directly with the Library itself.

6. As an exception to the Sections above, you may also combine or link a “work that uses the Library” with the Library to produce a work containing portions of the Library, and distribute that work under terms of your choice, provided that the terms permit modification of the work for the customer’s own use and reverse engineering for debugging such modifications.

You must give prominent notice with each copy of the work that the Library is used in it and that the Library and its use are covered by this License. You must supply a copy of this License. If the work during execution displays copyright notices, you must include the copyright notice for the Library among them, as well as a reference directing the user to the copy of this License. Also, you must do one of these things:

- a) Accompany the work with the complete corresponding machine-readable source code for the Library including whatever changes were used in the work (which must be distributed under Sections 1 and 2 above); and, if the work is an executable linked with the Library, with the complete machine-readable “work that uses the Library”, as object code and/or source code, so that the user can modify the Library and then relink to produce a modified executable containing the modified Library. (It is understood that the user who changes the contents of definitions files in the Library will not necessarily be able to recompile the application to use the modified definitions.)
- b) Use a suitable shared library mechanism for linking with the Library. A suitable mechanism is one that (1) uses at run time a copy of the library already present on the user’s computer system, rather than copying library functions into the executable, and (2) will operate properly with a modified version of the library, if the user installs one, as long as the modified version is interface-compatible with the version that the work was made with.
- c) Accompany the work with a written offer, valid for at least three years, to give the same user the materials specified in Subsection 6a, above, for a charge no more than the cost of performing this distribution.
- d) If distribution of the work is made by offering access to copy from a designated place, offer equivalent access to copy the above specified materials from the same place.
- e) Verify that the user has already received a copy of these materials or that you have already sent this user a copy.

For an executable, the required form of the “work that uses the Library” must include any data and utility programs needed for reproducing the executable from it. However, as a special exception, the materials to be distributed need not include anything that is normally distributed (in either source or binary form) with the major components (compiler, kernel, and so on) of the operating system on which the executable runs, unless that component itself accompanies the executable.

It may happen that this requirement contradicts the license restrictions of other proprietary libraries that do not normally accompany the operating system. Such a contradiction means you cannot use both them and the Library together in an executable that you distribute.

7. You may place library facilities that are a work based on the Library side-by-side in a single library together with other library facilities not covered by this License, and distribute such a combined library, provided that the separate distribution of the work based on the Library and of the other library facilities is otherwise permitted, and provided that you do these two things:

- a) Accompany the combined library with a copy of the same work based on the Library, uncombined with any other library facilities. This must be distributed under the terms of the Sections above.
  - b) Give prominent notice with the combined library of the fact that part of it is a work based on the Library, and explaining where to find the accompanying uncombined form of the same work.
8. You may not copy, modify, sublicense, link with, or distribute the Library except as expressly provided under this License. Any attempt otherwise to copy, modify, sublicense, link with, or distribute the Library is void, and will automatically terminate your rights under this License. However, parties who have received copies, or rights, from you under this License will not have their licenses terminated so long as such parties remain in full compliance.
9. You are not required to accept this License, since you have not signed it. However, nothing else grants you permission to modify or distribute the Library or its derivative works. These actions are prohibited by law if you do not accept this License. Therefore, by modifying or distributing the Library (or any work based on the Library), you indicate your acceptance of this License to do so, and all its terms and conditions for copying, distributing or modifying the Library or works based on it.

10. Each time you redistribute the Library (or any work based on the Library), the recipient automatically receives a license from the original licensor to copy, distribute, link with or modify the Library subject to these terms and conditions. You may not impose any further restrictions on the recipients' exercise of the rights granted herein. You are not responsible for enforcing compliance by third parties with this License.

11. If, as a consequence of a court judgment or allegation of patent infringement or for any other reason (not limited to patent issues), conditions are imposed on you (whether by court order, agreement or otherwise) that contradict the conditions of this License, they do not excuse you from the conditions of this License. If you cannot distribute so as to satisfy simultaneously your obligations under this License and any other pertinent obligations, then as a consequence you may not distribute the Library at all. For example, if a patent license would not permit royalty-free redistribution of the Library by all those who receive copies directly or indirectly through you, then the only way you could satisfy both it and this License would be to refrain entirely from distribution of the Library. If any portion of this section is held invalid or unenforceable under any particular circumstance, the balance of the section is intended to apply, and the section as a whole is intended to apply in other circumstances.

It is not the purpose of this section to induce you to infringe any patents or other property right claims or to contest validity of any such claims; this section has the sole purpose of protecting the integrity of the free software distribution system which is implemented by public license practices. Many people have made generous contributions to the wide range of software distributed through that system in reliance on consistent application of that system; it is up to the author/donor to decide if he or she is willing to distribute software through any other system and a licensee cannot impose that choice. This section is intended to make thoroughly clear what is believed to be a consequence of the rest of this License.

12. If the distribution and/or use of the Library is restricted in certain countries either by patents or by copyrighted interfaces, the original copyright holder who places the Library under this License may add an explicit geographical distribution limitation excluding those countries, so that distribution is permitted only in or among countries not thus excluded. In such case, this License incorporates the limitation as if written in the body of this License.

13. The Free Software Foundation may publish revised and/or new versions of the Lesser General Public License from time to time. Such new versions will be similar in spirit to the present version, but may differ in detail to address new problems or concerns.

Each version is given a distinguishing version number. If the Library specifies a version number of this License which applies to it and "any later version", you have the option of following the terms and conditions either of that version or of any later version published by the Free Software Foundation. If the Library does not specify a license version number, you may choose any version ever published by the Free Software Foundation.

14. If you wish to incorporate parts of the Library into other free programs whose distribution conditions are incompatible with these, write to the author to ask for permission. For software which is copyrighted by the Free Software Foundation, write to the Free Software Foundation; we sometimes make exceptions for this. Our decision will be guided by the two goals of preserving the free status of all derivatives of our free software and of promoting the sharing and reuse of software generally.

### **NO WARRANTY**

15. BECAUSE THE LIBRARY IS LICENSED FREE OF CHARGE, THERE IS NO WARRANTY FOR THE LIBRARY; TO THE EXTENT PERMITTED BY APPLICABLE LAW, EXCEPT WHEN OTHERWISE STATED IN WRITING THE COPYRIGHT HOLDERS AND/OR OTHER PARTIES PROVIDE THE LIBRARY "AS IS" WITHOUT WARRANTY OF ANY KIND, EITHER EXPRESSED OR IMPLIED, INCLUDING, BUT NOT LIMITED TO, THE IMPLIED WARRANTIES OF MERCHANTABILITY AND FITNESS FOR A PARTICULAR PURPOSE. THE ENTIRE RISK AS TO THE QUALITY AND PERFORMANCE OF THE LIBRARY IS WITH YOU. SHOULD THE LIBRARY PROVE DEFECTIVE, YOU ASSUME THE COST OF ALL NECESSARY SERVICING, REPAIR OR CORRECTION.

16. IN NO EVENT UNLESS REQUIRED BY APPLICABLE LAW OR AGREED TO IN WRITING WILL ANY COPYRIGHT HOLDER, OR ANY OTHER PARTY WHO MAY MODIFY AND/OR REDISTRIBUTE THE LIBRARY AS PERMITTED ABOVE, BE LIABLE TO YOU FOR DAMAGES, INCLUDING ANY GENERAL, SPECIAL, INCIDENTAL OR CONSEQUENTIAL DAMAGES ARISING OUT OF THE USE OR INABILITY TO USE THE LIBRARY (INCLUDING BUT NOT LIMITED TO LOSS OF DATA OR DATA BEING RENDERED INACCURATE OR LOSSES SUSTAINED BY YOU OR THIRD PARTIES OR A FAILURE OF THE LIBRARY TO OPERATE WITH ANY OTHER SOFTWARE), EVEN IF SUCH HOLDER OR OTHER PARTY HAS BEEN ADVISED OF THE POSSIBILITY OF SUCH DAMAGES.

END OF TERMS AND CONDITIONS

**How to Apply These Terms to Your New Libraries**

If you develop a new library, and you want it to be of the greatest possible use to the public, we recommend making it free software that everyone can redistribute and change. You can do so by permitting redistribution under these terms (or, alternatively, under the terms of the ordinary General Public License).

To apply these terms, attach the following notices to the library. It is safest to attach them to the start of each source file to most effectively convey the exclusion of warranty; and each file should have at least the "copyright" line and a pointer to where the full notice is found.

<one line to give the library's name and a brief idea of what it does.>

Copyright © <year> <name of author>

This library is free software; you can redistribute it and/or modify it under the terms of the GNU Lesser General Public License as published by the Free Software Foundation; either version 2.1 of the License, or (at your option) any later version.

This library is distributed in the hope that it will be useful, but WITHOUT ANY WARRANTY; without even the implied warranty of MERCHANTABILITY or FITNESS FOR A PARTICULAR PURPOSE. See the GNU Lesser General Public License for more details.

You should have received a copy of the GNU Lesser General Public License along with this library; if not, write to the Free Software Foundation, Inc., 51 Franklin St, Fifth Floor, Boston, MA 02110-1301 USA.

Also add information on how to contact you by electronic and paper mail.

You should also get your employer (if you work as a programmer) or your school, if any, to sign a "copyright disclaimer" for the library, if necessary. Here is a sample; alter the names:

Yoyodyne, Inc., hereby disclaims all copyright interest in the library `Frob' (a library for tweaking knobs) written by James Random Hacker.

<signature of Ty Coon>, 1 April 1990

Ty Coon, President of Vice

**(iii) Open SSL**

Copyright © 1998-2000 The OpenSSL Project. All rights reserved. Redistribution and use in source and binary forms, with or without modification, are permitted provided that the following conditions are met:

Redistributions of source code must retain the above copyright notice, this list of conditions and the following disclaimer:

Redistributions in binary form must reproduce the above copyright notice, this list of conditions and the following disclaimer in the documentation and/or other materials provided with the distribution.

All advertising materials mentioning features or use of this software must display the following acknowledgment: This product includes software developed by the OpenSSL Project for use in the OpenSSL Toolkit. (<http://www.openssl.org>)

The names "OpenSSL Toolkit" and "OpenSSL Project" must not be used to endorse or promote products derived from this software without prior written permission. For written permission, please contact [openssl-core@openssl.org](mailto:openssl-core@openssl.org)

Products derived from this software may not be called "OpenSSL" nor may "OpenSSL" appear in their names without prior written permission of the OpenSSL Project.

Redistributions of any form whatsoever must retain the following acknowledgment: "This product includes software developed by the OpenSSL Project for use in the OpenSSL Toolkit (<http://www.openssl.org>)"

THIS SOFTWARE IS PROVIDED BY THE OPENSSL PROJECT "AS IS" AND ANY EXPRESSED OR IMPLIED WARRANTIES, INCLUDING, BUT NOT LIMITED TO, THE IMPLIED WARRANTIES OF MERCHANTABILITY AND FITNESS FOR A PARTICULAR PURPOSE ARE DISCLAIMED. IN NO EVENT SHALL THE OPENSSL PROJECT OR ITS CONTRIBUTORS BE LIABLE FOR ANY DIRECT, INDIRECT, INCIDENTAL, SPECIAL, EXEMPLARY, OR CONSEQUENTIAL DAMAGES (INCLUDING, BUT NOT LIMITED TO, PROCUREMENT OF SUBSTITUTE GOODS OR SERVICES; LOSS OF USE, DATA, OR PROFITS; OR BUSINESS INTERRUPTION) HOWEVER CAUSED AND ON ANY THEORY OF LIABILITY, WHETHER IN CONTRACT, STRICT LIABILITY, OR TORT (INCLUDING NEGLIGENCE OR OTHERWISE) ARISING IN ANY WAY OUT OF THE USE OF THIS SOFTWARE, EVEN IF ADVISED OF THE POSSIBILITY OF SUCH DAMAGE. This product includes cryptographic software written by Eric Young ([ey@cryptsoft.com](mailto:ey@cryptsoft.com)). This product includes software written by Tim Hudson ([tjh@cryptsoft.com](mailto:tjh@cryptsoft.com)).

Copyright © 1998-2000 The OpenSSL Project. All rights reserved. Redistribution and use in source and binary forms, with or without modification, are permitted provided that the following conditions are met:

1. Redistributions of source code must retain the above copyright notice, this list of conditions and the following disclaimer.
2. Redistributions in binary form must reproduce the above copyright notice, this list of conditions and the following disclaimer in the documentation and/or other materials provided with the distribution.
3. All advertising materials mentioning features or use of this software must display the following acknowledgment: This product includes software developed by the OpenSSL Project for use in the OpenSSL Toolkit. (<http://www.openssl.org>)
4. The names "OpenSSL Toolkit" and "OpenSSL Project" must not be used to endorse or promote products derived from this software without prior written permission. For written permission, please contact [openssl-core@openssl.org](mailto:openssl-core@openssl.org)
5. Products derived from this software may not be called "OpenSSL" nor may "OpenSSL" appear in their names without prior written permission of the OpenSSL Project.
6. Redistributions of any form whatsoever must retain the following acknowledgment: "This product includes software developed by the OpenSSL Project for use in the OpenSSL Toolkit (<http://www.openssl.org>)"  
THIS SOFTWARE IS PROVIDED BY THE OpenSSL PROJECT ``AS IS'' AND ANY EXPRESSED OR IMPLIED WARRANTIES, INCLUDING, BUT NOT LIMITED TO, THE IMPLIED WARRANTIES OF MERCHANTABILITY AND FITNESS FOR A PARTICULAR PURPOSE ARE DISCLAIMED. IN NO EVENT SHALL THE OpenSSL PROJECT OR ITS CONTRIBUTORS BE LIABLE FOR ANY DIRECT, INDIRECT, INCIDENTAL, SPECIAL, EXEMPLARY, OR CONSEQUENTIAL DAMAGES (INCLUDING, BUT NOT LIMITED TO, PROCUREMENT OF SUBSTITUTE GOODS OR SERVICES; LOSS OF USE, DATA, OR PROFITS; OR BUSINESS INTERRUPTION) HOWEVER CAUSED AND ON ANY THEORY OF LIABILITY, WHETHER IN CONTRACT, STRICT LIABILITY, OR TORT (INCLUDING NEGLIGENCE OR OTHERWISE) ARISING IN ANY WAY OUT OF THE USE OF THIS SOFTWARE, EVEN IF ADVISED OF THE POSSIBILITY OF SUCH DAMAGE. This product includes cryptographic software written by Eric Young ([ey@cryptsoft.com](mailto:ey@cryptsoft.com)). This product includes software written by Tim Hudson ([tjh@cryptsoft.com](mailto:tjh@cryptsoft.com)).  
Copyright © 1995-1998 Eric Young ([ey@cryptsoft.com](mailto:ey@cryptsoft.com)) All rights reserved. This package is an SSL implementation written by Eric Young ([ey@cryptsoft.com](mailto:ey@cryptsoft.com)). The implementation was written so as to conform with Netscapes SSL. This library is free for commercial and non-commercial use as long as the following conditions are adhered to.

The following conditions apply to all code found in this distribution, be it the RC4, RSA, lhash, DES, etc., code; not just the SSL code. The SSL documentation included with this distribution is covered by the same copyright terms except that the holder is Tim Hudson ([tjh@cryptsoft.com](mailto:tjh@cryptsoft.com)).

Copyright remains Eric Young's, and as such any Copyright notices in the code are not to be removed. If this package is used in a product, Eric Young should be given attribution as the author of the parts of the library used. This can be in the form of a textual message at program startup or in documentation (online or textual) provided with the package. Redistribution and use in source and binary forms, with or without modification, are permitted provided that the following conditions are met:

1. Redistributions of source code must retain the copyright notice, this list of conditions and the following disclaimer.
2. Redistributions in binary form must reproduce the above copyright notice, this list of conditions and the following disclaimer in the documentation and/or other materials provided with the distribution.
3. All advertising materials mentioning features or use of this software must display the following acknowledgment: "This product includes cryptographic software written by Eric Young ([ey@cryptsoft.com](mailto:ey@cryptsoft.com))". The word 'cryptographic' can be left out if the routines from the library being used are not cryptographic related :-).
4. If you include any Windows specific code (or a derivative thereof) from the apps directory (application code) you must include an acknowledgement: "This product includes software written by Tim Hudson ([tjh@cryptsoft.com](mailto:tjh@cryptsoft.com))"  
THIS SOFTWARE IS PROVIDED BY ERIC YOUNG ``AS IS'' AND ANY EXPRESS OR IMPLIED WARRANTIES, INCLUDING, BUT NOT LIMITED TO, THE IMPLIED WARRANTIES OF MERCHANTABILITY AND FITNESS FOR A PARTICULAR PURPOSE ARE DISCLAIMED. IN NO EVENT SHALL THE AUTHOR OR CONTRIBUTORS BE LIABLE FOR ANY DIRECT, INDIRECT, INCIDENTAL, SPECIAL, EXEMPLARY, OR CONSEQUENTIAL DAMAGES (INCLUDING, BUT NOT LIMITED TO, PROCUREMENT OF SUBSTITUTE GOODS OR SERVICES; LOSS OF USE, DATA, OR PROFITS; OR BUSINESS INTERRUPTION) HOWEVER CAUSED AND ON ANY THEORY OF LIABILITY, WHETHER IN CONTRACT, STRICT LIABILITY, OR TORT (INCLUDING NEGLIGENCE OR OTHERWISE) ARISING IN ANY WAY OUT OF THE USE OF THIS SOFTWARE, EVEN IF ADVISED OF THE POSSIBILITY OF SUCH DAMAGE.

The license and distribution terms for any publicly available version or derivative of this code cannot be changed. i.e. this code cannot simply be copied and put under another distribution license [including the GNU Public License.]

### (iv) BSD

Copyright © 2000-2001, Aaron D. Gifford

All rights reserved.

Redistribution and use in source and binary forms, with or without modification, are permitted provided that the following conditions are met:

1. Redistributions of source code must retain the above copyright notice, this list of conditions and the following disclaimer.
  2. Redistributions in binary form must reproduce the above copyright notice, this list of conditions and the following disclaimer in the documentation and/or other materials provided with the distribution.
  3. Neither the name of the copyright holder nor the names of contributors may be used to endorse or promote products derived from this software without specific prior written permission.
- THIS SOFTWARE IS PROVIDED BY THE AUTHOR AND CONTRIBUTOR(S) ``AS IS'' AND ANY EXPRESS OR IMPLIED WARRANTIES, INCLUDING, BUT NOT LIMITED TO, THE IMPLIED WARRANTIES OF MERCHANTABILITY AND FITNESS FOR A PARTICULAR PURPOSE ARE DISCLAIMED. IN NO EVENT SHALL THE AUTHOR OR CONTRIBUTOR(S) BE LIABLE FOR ANY DIRECT, INDIRECT, INCIDENTAL, SPECIAL, EXEMPLARY, OR CONSEQUENTIAL DAMAGES (INCLUDING, BUT NOT LIMITED TO, PROCUREMENT OF SUBSTITUTE GOODS OR SERVICES; LOSS OF USE, DATA, OR PROFITS; OR BUSINESS INTERRUPTION) HOWEVER CAUSED AND ON ANY THEORY OF LIABILITY, WHETHER IN CONTRACT, STRICT LIABILITY, OR TORT (INCLUDING NEGLIGENCE OR OTHERWISE) ARISING IN ANY WAY OUT OF THE USE OF THIS SOFTWARE, EVEN IF ADVISED OF THE POSSIBILITY OF SUCH DAMAGE.

### (v) MIT

Copyright © 1998, 1999, 2000 Thai Open Source Software Center Ltd and Clark Cooper

Copyright © 2001, 2002, 2003 Expat maintainers.

Permission is hereby granted, free of charge, to any person obtaining a copy of this software and associated documentation files (the "Software"), to deal in the Software without restriction, including without limitation the rights to use, copy, modify, merge,

publish, distribute, sublicense, and/or sell copies of the Software, and to permit persons to whom the Software is furnished to do so, subject to the following conditions:

The above copyright notice and this permission notice shall be included in all copies or substantial portions of the Software.

THE SOFTWARE IS PROVIDED "AS IS", WITHOUT WARRANTY OF ANY KIND, EXPRESS OR IMPLIED, INCLUDING BUT NOT LIMITED TO THE WARRANTIES OF MERCHANTABILITY, FITNESS FOR A PARTICULAR PURPOSE AND NONINFRINGEMENT. IN NO EVENT SHALL THE AUTHORS OR COPYRIGHT HOLDERS BE LIABLE FOR ANY CLAIM, DAMAGES OR OTHER LIABILITY, WHETHER IN AN ACTION OF CONTRACT, TORT OR OTHERWISE, ARISING FROM, OUT OF OR IN CONNECTION WITH THE SOFTWARE OR THE USE OR OTHER DEALINGS IN THE SOFTWARE.

### (vi) Mozilla

Certain code in this product is available in source code form under Mozilla Public License version 1.0. The source code is available via an accepted Electronic Distribution Mechanism as defined in that license, to anyone to whom Pace made an executable version available; for at least twelve (12) months after the date it initially became available, or at least six (6) months after a subsequent version of that particular modification has been made available to such recipients.



[www.pacemicro.com](http://www.pacemicro.com)

Pace and  are trademarks and/or registered trademarks of Pace Micro Technology plc.

**502-3409100**